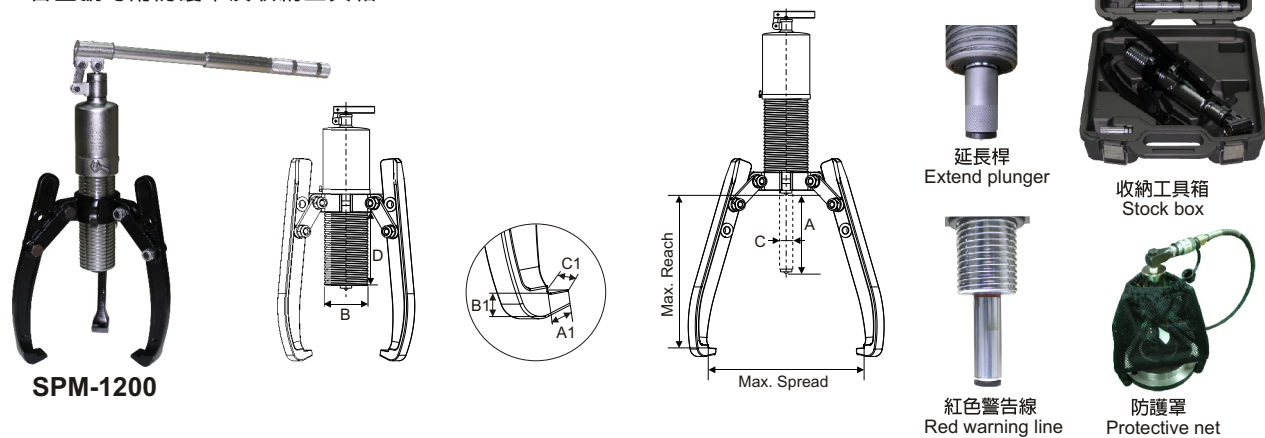


SPM 一體式液壓拉拔器

- 高強度合金鋼鍛造。
- 四段可摺疊及可移除把手，便於操作。
- 360°旋轉座。
- 拉拔器本體配有安全閥及紅色警告線。
- 液壓缸硬銻處理強化線性力。
- 中心螺帽彈簧荷重易於使用。
- 2/3爪頂部套環表面染黑，耐久及防銹。
- 熱處理合金鋼鍛造的連接螺栓及爪表面並染黑處理，以防銹及增加使用壽命。
- 延長桿設計，適用範圍廣。
- 材質永久保固。
- 爪部荷載額定荷載120%以上。
- 各型號均附防護罩及收納工具箱。

Hydraulic Pullers

- ※ Forge high strength alloy steel.
- ※ Four stages of foldable & removable handle saves the handle force during operation.
- ※ 360° Rotary Socket.
- ※ Puller body is with integral safety valve and red warning line.
- ※ Chrome plated cylinder provides linear force.
- ※ Spring loaded live center nut for easy job (removable).
- ※ 2/3 jaws combination puller cross head with manganous-phosphate plated for rust proof and durability.
- ※ Heat treated forged alloy steel cross bolt & jaws with manganous-phosphate plated for rust proof and long life service.
- ※ Extend plunger easy to work.
- ※ Material lifetime warranty.
- ※ 120% capacity for jaws.
- ※ All model equipment with protective net and box.



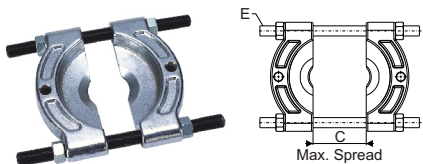
型號 Model No.	能力 Cap. ton (kN)	揚程 Stroke A(mm)	受壓面積 Eff. Area (cm ²)	最大爪深 Max. Reach (mm)	最大爪距 Max. Spread (mm)	頂端 Tip (mm)			爪端 Jaw Tip (mm)			重量 Weight (kg)
						B	C	D	A1	B1	C1	
SPM-600	6 (56)	70	8.04	245	330	45	23	91	13	10	22	6.1
SPM-800	8 (79)	85	11.34	230	350	55	26	112	11	10	25	8.4
SPM-1200	12 (101)	85	14.45	260	375	60	28	118	14	10	29	10.5
SPM-2000	20 (197)	111	28.26	350	520	80	40	162	20	27	33	24.5
SPM-3000	30 (294)	111	42.00	435	550	98	50	155	20	27	38	37.3

BT 培林拔套

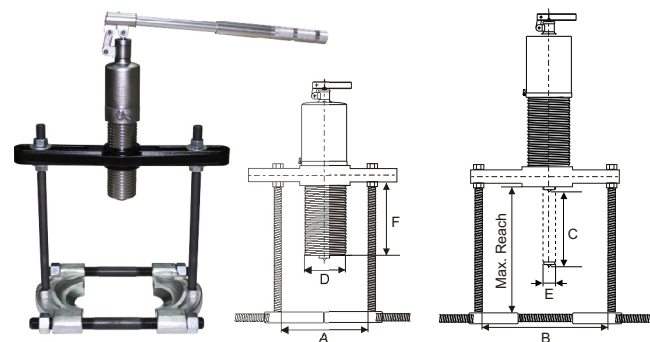
- 高強度合金鋼鍛造。
- 表面鍍鉻、熱處理，防銹增加使用壽命。

Universal Bearing Attachments

- ※ Forged of high strength steel alloy.
- ※ Heat treated, Chrome plated for rust proof and durable life.




型號 Model No.	撐開 Spread (mm)	螺栓 Bolt (mm)	重量 Wt. (kg)
BT-9000	30-50	3/8"-24T-L120mm	0.6
BT-9005	50-75	1/2"-20T-L135mm	1.5
BT-9015	75-105	5/8"-18T-L230mm	2.5
BT-9025	105-150	3/4"-16T-L275mm	5.2
BT-9035	150-200	1"-12T-L350mm	10.6



型號 Model No.	能力 Cap. ton (kN)	揚程 Stroke (mm)	爪深 Max. Reach (mm)	爪距 Spread (mm)		頂端 Tip (mm)			重量 Wt. (kg)
				A	B	D	E	F	
SPM-610	6 (56)	70	270	80	180	45	23	91	7.3
SPM-810	8 (79)	85	270	110	220	55	26	112	12.9
SPM-1210	12 (101)	85	381	146	290	60	28	118	21.9

適用的
培林拔套
Suitable bear
attachments

SPM 一體式液壓拉拔器-選配 Hydraulic Pullers-Optional

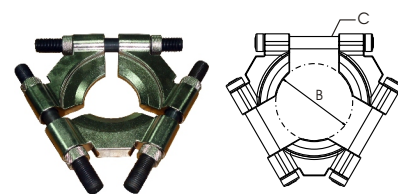


整體型號 Model Number	油缸組 Cylinder Model Number	爪部拉組 Jaws Assembly Model Number	培林支撐組 Bearing Assembly Model Number	壓床支撐組 Press Assembly Model Number
SPM-600	SPM-A-600	SPR6-A-A2		
SPM-800	SPM-A-800	SPR8-A-A2		
SPM-1200	SPM-A-1200	SPR12-A-A2		
SPM-2000	SPM-A-2000	SPR20-A-A2		
SPM-3000	SPM-A-3000	SPR30-A-A2		
SPM-610	SPM-A-600		SPM-A-620	
SPM-810	SPM-A-800		SPM-A-820	
SPM-1210	SPM-A-1200		SPM-A-1220	
SPM-620	SPM-A-600	SPR6-A-A2	SPM-A-620	
SPM-820	SPM-A-800	SPR8-A-A2	SPM-A-820	
SPM-1220	SPM-A-1200	SPR12-A-A2	SPM-A-1220	
SPM-630	SPM-A-600			SPM-A-630
SPM-830	SPM-A-800			SPM-A-830
SPM-1230	SPM-A-1200			SPM-A-1230

選配 Optional

SK3 三角壓盤

Universal Bearing Attachments



型號 Model No.	撐開 Spread (mm)	螺栓 Bolt (mm)	重量 Wt. (kg)
Sk3-50	φ13.5-50.5	M10*P1.25-L32mm	0.5
SK3-100	φ 26.3-100	M16*P2 - L64mm	2.5
SK3-160	φ 49 - 160	M22*P2.5-L96mm	6.1

